

Ready Reports

https://ca.countingopinions.com/index.php?page_id=3

AppsINTRANETTargetSolutions

Other bookmarks

Ready Reports

Login

LibrariesLocationsMaps



California

STATE LIBRARY

FOUNDED 1930

PRESERVING OUR HERITAGE, SHAPING OUR FUTURE

Public Library Statistics Portal

California Public Library Statistics: Ready Reports

Summary Data

2012-2013 Summary Data

2012-2013 Outlet Data

2012-2013 Bookmobile Data

Trend Data - 5/10 Years

Data for all public libraries in selected areas for the past five fiscal years

Library Visits per Capita

Total Collection per Capita

Circulation per Capita

Total Expenditures per Capita

Data for all public libraries in selected areas for the past ten fiscal years

Library Visits per Capita

Total Collection per Capita

Circulation per Capita

Total Expenditures per Capita

Comparative Data

Downloadable Excel spreadsheets with current fiscal year data broken out by comparative areas – Population Served, Expenditure Per Capita, Governance

Population Served

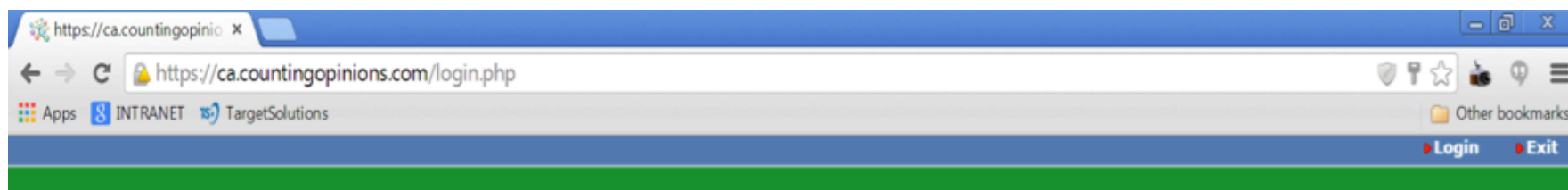
Expenditures per Capita

Governance

Windows Taskbar

10:58 AM 12/9/2014

feedback



Login

Username:

Password:

For comments, questions or suggestions, please contact Darla Gunning, State Data Coordinator, California State Library, Library Development Services, (916) 651-0985, darla.gunning@library.ca.gov, OR Lindsay Thompson, Counting Opinions, 1-800-521-4930, lt@countingopinions.com

© 2014 Counting Opinions (SQUIRE) Ltd.



Welcome

Reports Home Logout

Libraries Locations Maps



California
STATE LIBRARY
FOUNDED 1818
PRESERVING OUR HERITAGE, SHAPING OUR FUTURE

Public Library Statistics Portal

Congratulations! You are now logged into the California State Library Statistics Portal hosted by Counting Opinions.

PALOS VERDES LIBRARY DISTRICT PUBLIC LIBRARY STATISTICS; READY REPORTS

Current Year Data

Data on circulation, library visits, borrowers, staff, expenditures and key ratios for expenditures for all public libraries in the state

Trend Data - 5 year/10 year

Per Capita data for 5 year and 10 year segments on expenditures, circulation, library visits and materials for all public libraries in the state

Comparative Data

Comparative data by population served (+/- 10%), expenditure per capita (+/- 10%) and governance type for public libraries within the state

Pamphlets

Easy to use marketing materials for your library that automatically update with key data.

MANAGE REPORTS

From the Manage Reports page on the next screen, you can select other reports by name to run an existing custom report or report template, or you can create your own custom reports by clicking on "Add Report". You can also publish your custom report outputs. You can distribute the unique URL generated, thus enabling others to access your published reports without the need to have secure access to this on-line service.

Libraries can access both California State Data and data from all U.S. Public Libraries that is collected by each State on behalf of the Institute of Museum and Library Services (IMLS). The national data set represents over 15 million data points from over 9000 public libraries for the years 2000 to current.

[Start Here](#)

STATEWIDE DATA

Statewide Ready Reports are available on the California State Library website. The Statewide Ready Reports include statewide trend data, comparative data reports,

feedback



10:59 AM
12/9/2014



California Public Library Statistics: Ready Reports

Pamphlets FY 2012-13

[One Page Brochure](#)

[Bookmark](#)

[Trifold Pamphlet](#)

feedback

For comments, questions or suggestions, please contact Darla Gunning, State Data Coordinator, California State Library, Library Development Services, (916) 651-0965, darla.gunning@library.ca.gov, OR Lindsay Thompson, Counting Opinions, 1-800-521-4930, llt@countingopinions.com

© 2014 Counting Opinions (SQUIRE) Ltd.

PALOS VERDES LIBRARY


https://ca.countingopinions.com/main.php?page_id=9

Apps INTRANET TargetSolutions

Other bookmarks

Pamphlets

ReportsHomeLogoutLibrariesLocationsMaps



California

STATE LIBRARY

FOUNDED 1838

PRESERVING OUR HERITAGE, SHAPING OUR FUTURE

Public Library Statistics Portal

California Public Library Statistics: Ready Reports

Pamphlets FY 2012-13

[One Page Brochure](#)

[Bookmark](#)

[Trifold Pamphlet](#)

feedback

For comments, questions or suggestions, please contact Darla Gunning, State Data Coordinator, California State Library, Library Development Services, (916) 651-0985, darla.gunning@library.ca.gov, OR Lindsay Thompson, Counting Opinions, 1-800-521-4930, lit@countingopinions.com

© 2014 Counting Opinions (SQUIRE) Ltd.

2012-13 Trifold (13).doc


Open

Always open files of this type

Show in folder

Cancel

Show all downloads...



10:59 AM
12/9/2014

2012-13 Trifold (14) [Compatibility Mode] - Microsoft Word

Home Insert Page Layout References Mailings Review View

Clipboard Font Paragraph Styles Editing

PERFORMANCE DETAILS

TOTAL LIBRARY VISITS

596,434

766,978

TOTAL CIRCULATION

282,976

TOTAL COLLECTION

TOTAL OPERATING INCOME

\$7,343,488

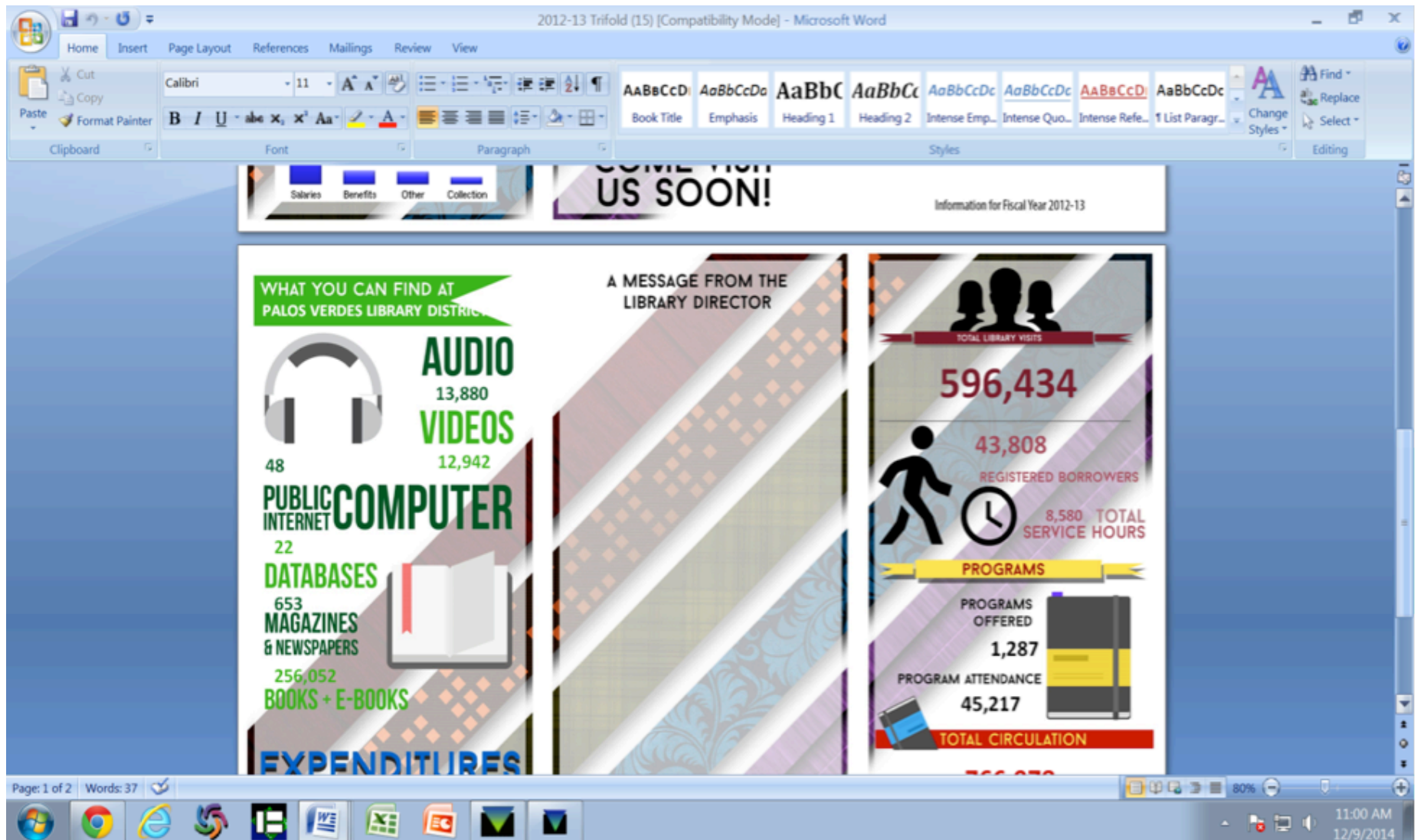
DID YOU KNOW?

- There were 158,118,472 annual visitors to CA libraries in 2013!
- There are more public libraries than McDonald's in the U.S. — a total of 16,766 including branches.
- In California, 20% of the population is a frequent moviegoer and 56.5% of the population have a library card!
- There are 1,741,653 electronic materials available in California public libraries!
- A 2012 poll conducted for the American Library Association (ALA) found that 94% of respondents agreed that public libraries play an important role in giving everyone a chance to succeed because they provide free access to materials and resources.
- The 2011-2012 ALA Libraries Connect Communities study reported that 76.3% of libraries reported offering e-books. Public libraries held more than 18.5 million e-books in 2010.

WELCOME TO PALOS VERDES LIBRARY DISTRICT

Page: 1 of 2 Words: 37

11:00 AM 12/9/2014



PV trifold.pdf - Adobe Reader

File Edit View Window Help

Open [Icons] 1 / 2 46.9% [Icons] Tools Fill & Sign Comment

Sign In

▼ Export PDF

Adobe ExportPDF
Convert PDF files to Word or Excel online.

Select PDF File:
PV trifold.pdf
1 file / 1.05 MB

Convert To:
Microsoft Word (*.docx)

Recognize Text in English(U.S.)
[Change](#)

Convert

► Create PDF
► Edit PDF
► Send Files

PERFORMANCE DETAILS

blank trifold 2

TOTAL LIBRARY VISITS

596,434

766,978

TOTAL CIRCULATION

282,976

TOTAL COLLECTION

TOTAL OPERATING INCOME

\$7,343,488

TOTAL EXPENDITURES

Expenditures (%)

Salaries Benefits Other Collection

DID YOU KNOW?

- There were 158,118,472 annual visitors to CA libraries in 2013!
- There are more public libraries than McDonald's in the U.S. - a total of 16,766 including branches.
- In California, 20% of the population is a frequent moviegoer and 56.5% of the population have a library card!
- There are 1,741,653 electronic materials available in California public libraries!
- A 2012 poll conducted for the American Library Association (ALA) found that 94% of respondents agreed that public libraries play an important role in giving everyone a chance to succeed because they provide free access to materials and resources.
- The 2011-2012 ALA Libraries Connect Communities study reported that 76.3% of libraries reported offering e-books. Public libraries held more than 18.5 million e-books in 2010.
- Almost 89% of public library outlets now offer wireless Internet access.

COME VISIT US SOON!

WELCOME TO
PALOS VERDES LIBRARY
DISTRICT

701 Silver Spur Road
Rolling Hills Estates, CA 90274
(310) 377-9584
www.pvld.org

Information for Fiscal Year 2012-13

1:09 PM
12/18/2014

PV trifold.pdf - Adobe Reader

File Edit View Window Help

Open [Icons] 2 / 2 46.9% [Icons] Tools Fill & Sign Comment

WHAT YOU CAN FIND AT PALOS VERDES LIBRARY DISTRICT

AUDIO
13,880
blank trifold 1
12,942

48 PUBLIC INTERNET COMPUTER

22 DATABASES

653 MAGAZINES & NEWSPAPERS

256,052 BOOKS + E-BOOKS

EXPENDITURES

SALARY:	55.03%
BENEFITS:	18.06%
COLLECTION:	9.09%
OTHER:	17.82%
TOTAL EXPENDITURES PER CAPITA	\$99.47

A MESSAGE FROM THE LIBRARY DIRECTOR

When you think of libraries what do you see in your mind's eye? Rows of bookshelves? Students quietly studying? Children at storytime?

Those traditional uses of the library are still with us, but today's libraries offer much more!

At the Palos Verdes Library District our support for lifelong learning and personal enrichment starts with the early literacy skills infants and toddlers gain at storytime and extends through homework assistance (both online and in the library), school-based research skills training, and a vibrant Summer Reading program to cooking classes, author talks, book groups movies, concerts, and many more activities for adults.

On any given day our libraries are bustling with small groups using our study rooms, people using our free internet computers and Wi-Fi, students meeting with tutors or working on projects together...and yes, people taking advantage of our quiet areas to study or quietly enjoying a book or magazine.

Hundreds of community organizations use our meeting rooms each year, and the walls of the Peninsula Center Library and the Malaga Cove Library Gallery are often filled with vibrant artwork. As the statistics in this brochure show, today's libraries are vibrant, busy community hubs.

Thank you for your support!

LIBRARY HOURS

Mon-Thurs: 9:00 a.m. - 8:00 p.m.
Fri: 9:00 a.m. - 6:00 p.m.
Sat: 10:00 a.m. - 5:00 p.m.
Sun: 1:00 p.m. - 5:00 p.m.

TOTAL LIBRARY VISITS
596,434

REGISTERED BORROWERS
43,808

8,580 TOTAL SERVICE HOURS

PROGRAMS OFFERED
1,287

PROGRAM ATTENDANCE
45,217

TOTAL CIRCULATION
766,978

Circulation (%)

Children	Other	NonBook	Electronic
Children's 42.78%	Other 34.75%	Non-book 19.33%	Electronic 2.55%

Sign In

▼ Export PDF

Adobe ExportPDF
Convert PDF files to Word or Excel online.

Select PDF File:
PV trifold.pdf
1 file / 1.05 MB

Convert To:
Microsoft Word (*.docx)

Recognize Text in English(U.S.)
[Change](#)

Convert

► Create PDF
► Edit PDF
► Send Files

1:10 PM
12/18/2014